



UIL Area C 2A Marching Contest

Open Class - Host Packet 2024

Greetings UIL Area C 2A Marching Contest Qualifiers!

Welcome to Mineola ISD, and congratulations on your success in qualifying for the UIL Area Marching Contest! We are privileged to host you this year, and are here to serve you in any way necessary to ensure a positive, memorable, and seamless experience.

During your visit, the Mineola Band Boosters will be providing a Directors' hospitality room located in the Mineola Middle School band hall (labeled on map) for everyone to visit while you wait! Please feel free to rest and relax while you wait!

You will be performing at the beautiful Meredith Memorial Stadium in Mineola. The address is:

Meredith Memorial Stadium

1044 W Loop 564

Mineola, TX 75773

General Information:

In this packet, you will find the Contest Overview Map, Contest Flow Map, and other information in order to help you navigate your day with us.

There are restrooms located on both sides of the concession stand that is located on the west end of the field. Please do not use the restrooms for changing into and out of uniform. These restrooms accommodate our spectators as well, and we want to put our best foot forward for administration, community members, and parents that are visiting to support the performers from each district.

We will have a dumpster on site in the bus and truck parking lot in order to deposit your trash throughout the day. You will be allowed to feed your students in the parking lot, but please remember to deposit your trash throughout the day. If needed, you may place trash bags on the curb next to your buses and trucks and trailers, and our maintenance crews will make their way to remove them at the conclusion of the contest. Please note that no grilling/cooking, etc will be allowed in the stadium lots during the contest.

Concessions/Food:

Our Mineola Band Boosters will be offering a meal deal through Golden Chick! The flyer is also attached at the bottom of this packet, so please email me at bestj@mineolaisd.net if you are interested in purchasing one for your group! Once you notify me, I will send you an invoice and W9 directly in case you still need to add us as a vendor. Please notify us by October 30, 2024 if you plan to purchase the meal deal. Checks may be made payable to:

Mineola Band
1695 West Loop 564
Mineola, TX 75773



BAND BOOSTER'S MENU



Meal Includes:

- Three delicious chicken tenders
- Mashed Potatoes w/ gravy
- Fresh roll
- Bottle of water
- Comes with napkin and spoon

**Let us help you
feed your band!**

**Professionally prepared/packaged
while meeting all safety standards.**



THANK YOU FOR YOUR SUPPORT!!!

We will provide a meal pick up schedule at that point so you can coordinate your food plans! Meal deals may be picked up at the back of the concessions stand on the parking lot side of the building. Our boosters will also be offering a full concession stand during the contest, so please encourage students, families, and other patrons to visit and take advantage of the full service offerings!

UIL Area Patches will also be available at the concession stand, and will be sold for \$10 per patch. Supplies will be limited, so catch them early!

Security/EMS/Access, etc:

Mineola ISD and Meredith Memorial Stadium do NOT have a clear bag policy, but we will have Security and Police present on site to provide a safe environment for all of our visitors. As labeled on the map, all gate access to anywhere else in the district will be closed.

UT Health will provide EMT/EMS services throughout the contest if any performers, family, or spectators need before, during or after the contest. The UT Health tent will be located on the west home side corner of the stadium outside of the stadium fence next to the parking lot (labeled on the map).

Mineola ISD will provide Golf Cart shuttles all day in order to provide access to the stadium from the spectator parking lot for any patrons who might be handicap, elderly, injured, or have other needs in this manner. We are able to drive them all the way to the top of the home side stands in order to take them 'virtually' all the way to their seats.

Parking and Bus/Truck Information:

Please note there is only one entry and exit for the buses and trailers. This avoids any cross-traffic throughout the day, as well as considering the safety of our performers as they travel to warm up areas, performance, and back. The spectator parking lot will be separate in order to also allow performers to visit the concessions stand and travel to and from buses without navigating traffic.

Buses and Trucks and Trailers will park together in order to allow you and your organization to stay together throughout your day. We will have parking guides greet you and lead you to your position in order to keep parking organized and secure. *Note you will only be allowed one booster/district vehicle in order to drop off any necessary supplies, and then they will be asked to move to the spectator parking area.* Again, student safety is at a maximum when we minimize the amount of traffic in the parking lots.

Spectator parking is located directly in front of Mineola Middle School and Mineola Intermediate School. Parking is free, and as stated before we will offer shuttle service throughout the day.

Contest Office/Results:

The contest office will be located in the press box, so Directors will not be allowed inside until it is time for the score verification period, etc. We ask that only the Head Director from each band report to the press box when the announcement is made for you to report. It is important to keep disruptions from happening during the tabulation process.

The UIL Adjudicators will be located outside the press box at the top of the Home stands. Please communicate with parents, staff, and community members that they are not to be disturbed, and we will have the area roped off to avoid any confusion.

Warm Up Areas/Performance Flow:

Warm up areas are located on the map. Your Band Guides will lead you from the parking lot all the way through your performance and back to your buses after your performance is complete. They will greet you in the parking lot 10-15 minutes before your departure to warm up, and then will assist you with your journey for the day, while being available to communicate any possible needs along the way. Please remember that it is ultimately the responsibility of the director for each performing ensemble to move to and from warm up and performance on time.

All equipment for your ensemble is to stay with your trucks and buses until it is time for departure to warm up/performance. There are no prop staging areas outside the stadium in order to avoid traffic issues, but you will have ample time to make it to your performance ahead of time, and you will be allowed to stage on the track with enough time to set up before your performance. Each band will be allowed to move their front ensemble to the 20-yard line on the home side, or any other props, band members, etc up to the goal line during the previous band's 2-Minute field exit. You may also use the 20-yard line on the visitor's side track as well to stage during the previous band's 2-minute exit. Once your performance is done, please move equipment all the way back to the lot with your buses and trucks.

While your band is in the warm up area, please face all performers away from the stadium in order to direct the sound away from the performing bands. All three Warm Up Areas have their own separate Percussion Warm Up areas (labeled on the map) so as to keep your groups separate and reduce any traffic with equipment and performers. It is up to the discretion of each director whether you would like to utilize it or not.

As stated on the maps, please make sure that all instruments, metronomes, and director speakers are faced away from the stadium during your warm up times. We will work to provide the best environment possible for each performing ensemble. Percussion sections need not worry about volume due to the position of the warm up areas.

The performance exit is labeled on the map, and bands may choose to exit on the home side exit, visitors' side exit, or split as labeled on the map. This will accommodate your band's needs with props, front ensemble, color guard, etc. Please notify the track officials of your plans for exit

path when you arrive. For your exit, it is important to note that the exit behind the home stadium is gravel, so you may opt to take the visitors side exit for your full ensemble.

During your performance, you may use a generator for power if you so choose. Please ensure that the generator has protection against any possible leaks as typically required by UIL. We will also provide an extension cord for your use that is plugged into the home side wall adjacent to the track.

There will be water stations located at both warm up areas, as well as at the track entrance and exit to ensure the best care for each performer.

Contact Information/Misc:

If you need anything throughout the day, please feel free to contact:

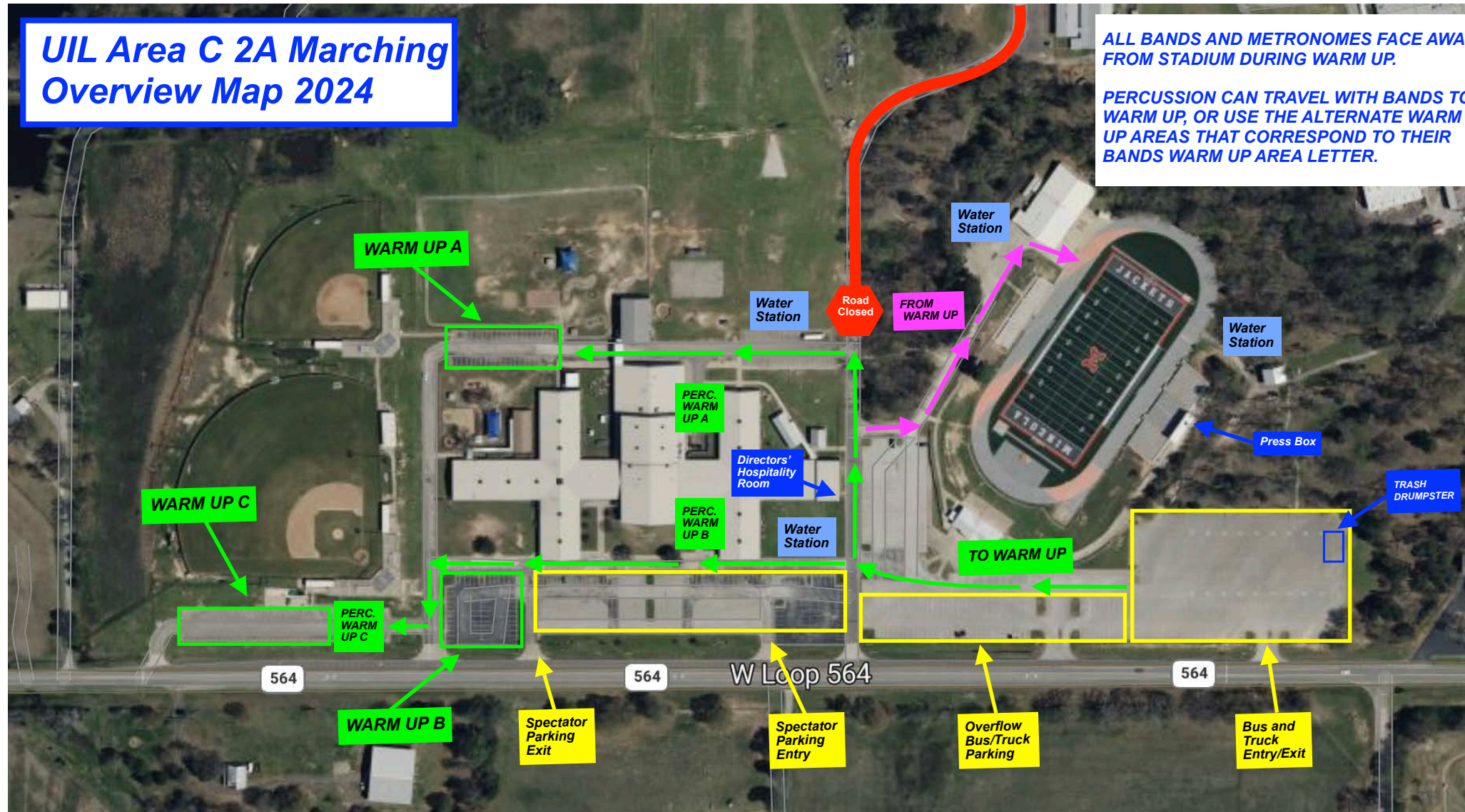
Jim Best, Director of Bands and Fine Arts for Mineola ISD at 903-270-4072.

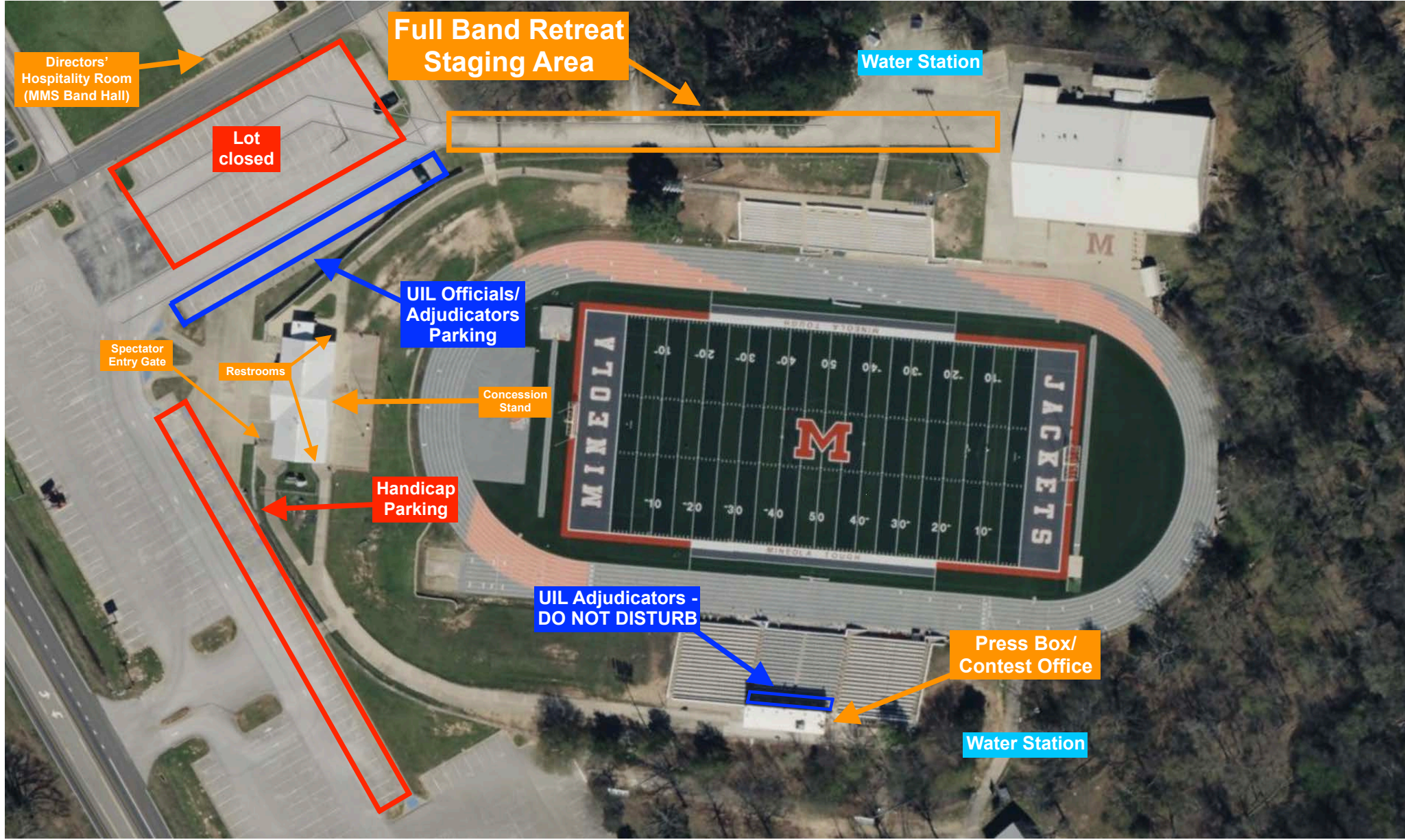
All Mineola ISD Directors will be on site for the duration of the contest, and they will be available to reach me at any time via radio as well if needed. If there are any emergencies, then UIL Officials/Mineola ISD Staff will notify you directly. For any questions directly related to UIL policies, then please reach out Mike Bullock, UIL Area C Executive Secretary.

UIL Area C 2A Marching Overview Map 2024

ALL BANDS AND METRONOMES FACE AWAY FROM STADIUM DURING WARM UP.

PERCUSSION CAN TRAVEL WITH BANDS TO WARM UP, OR USE THE ALTERNATE WARM UP AREAS THAT CORRESPOND TO THEIR BANDS WARM UP AREA LETTER.





Directors'
Hospitality Room
(MMS Band Hall)

Lot
closed

Full Band Retreat
Staging Area

Water Station

UIL Officials/
Adjudicators
Parking

Spectator
Entry Gate

Restrooms

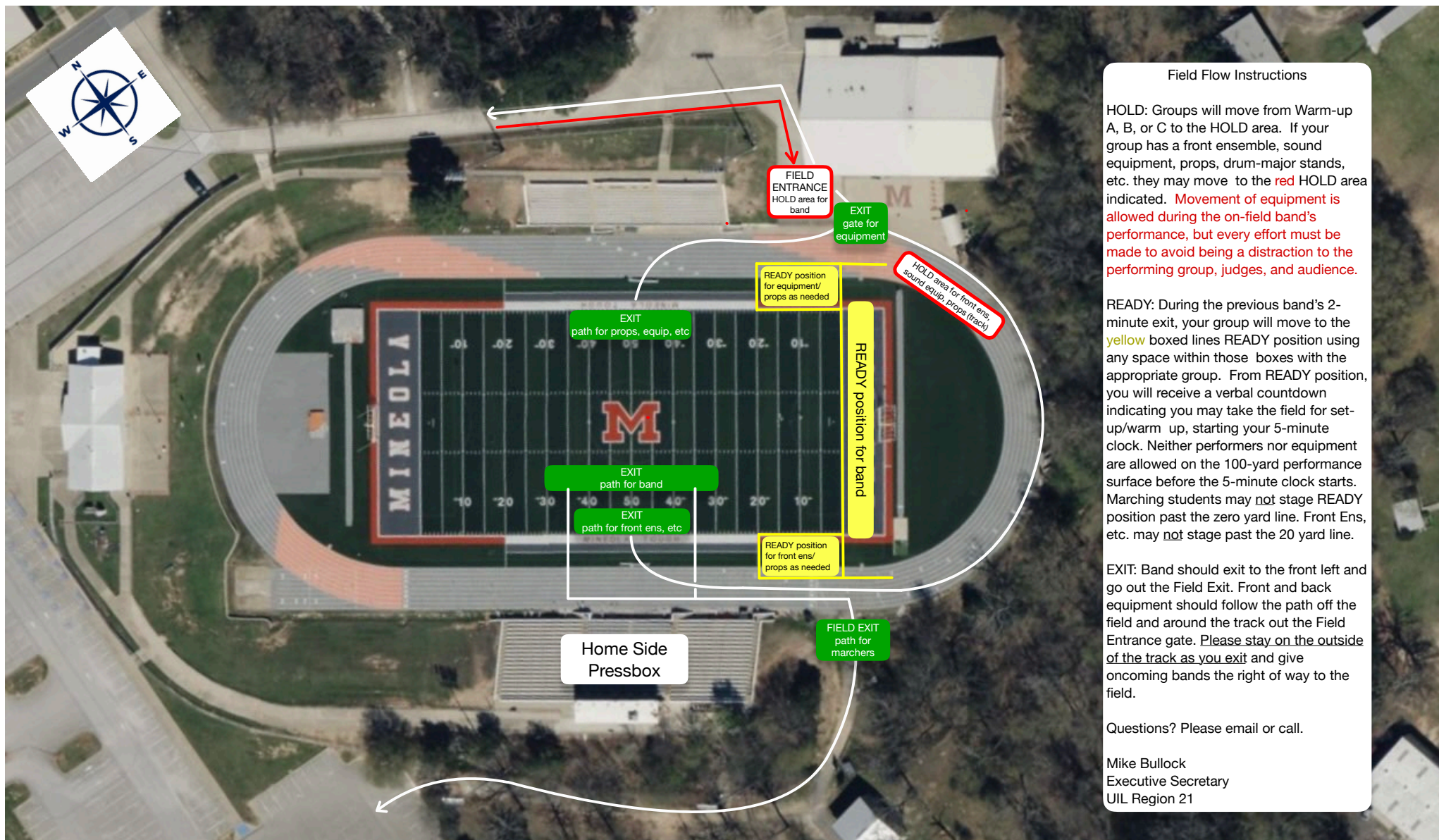
Concession
Stand

Handicap
Parking

UIL Adjudicators -
DO NOT DISTURB

Press Box/
Contest Office

Water Station



Field Flow Instructions

HOLD: Groups will move from Warm-up A, B, or C to the HOLD area. If your group has a front ensemble, sound equipment, props, drum-major stands, etc. they may move to the **red** HOLD area indicated. **Movement of equipment is allowed during the on-field band's performance, but every effort must be made to avoid being a distraction to the performing group, judges, and audience.**

READY: During the previous band's 2-minute exit, your group will move to the **yellow** boxed lines READY position using any space within those boxes with the appropriate group. From READY position, you will receive a verbal countdown indicating you may take the field for set-up/warm up, starting your 5-minute clock. Neither performers nor equipment are allowed on the 100-yard performance surface before the 5-minute clock starts. Marching students may **not** stage READY position past the zero yard line. Front Ens, etc. may **not** stage past the 20 yard line.

EXIT: Band should exit to the front left and go out the Field Exit. Front and back equipment should follow the path off the field and around the track out the Field Entrance gate. **Please stay on the outside of the track as you exit** and give oncoming bands the right of way to the field.

Questions? Please email or call.

Mike Bullock
Executive Secretary
UIL Region 21